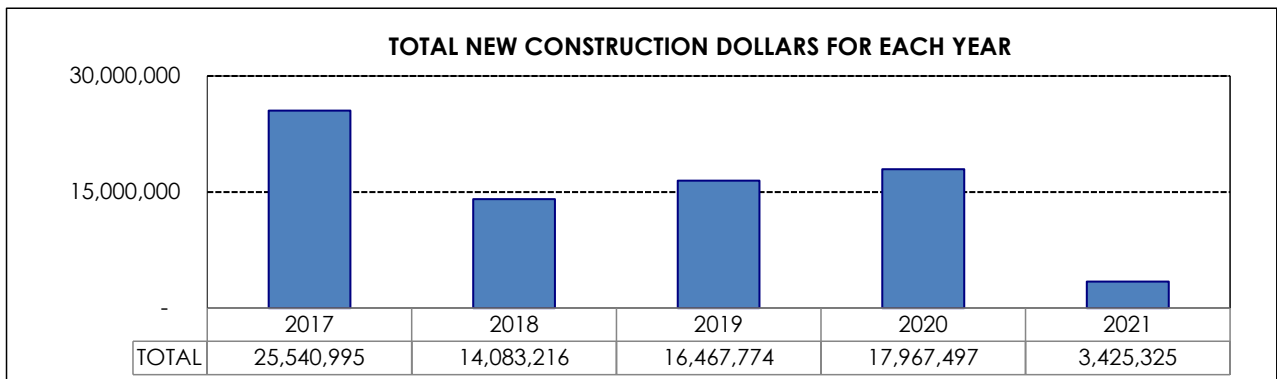
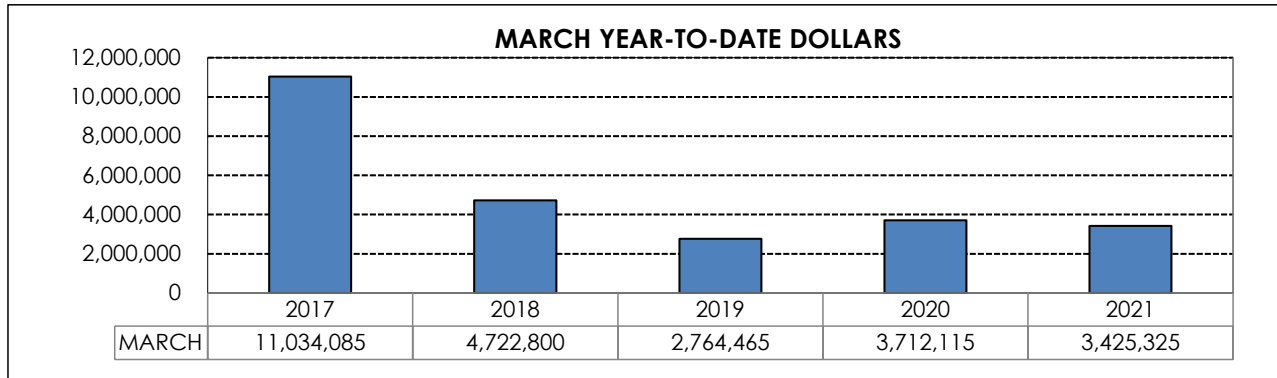
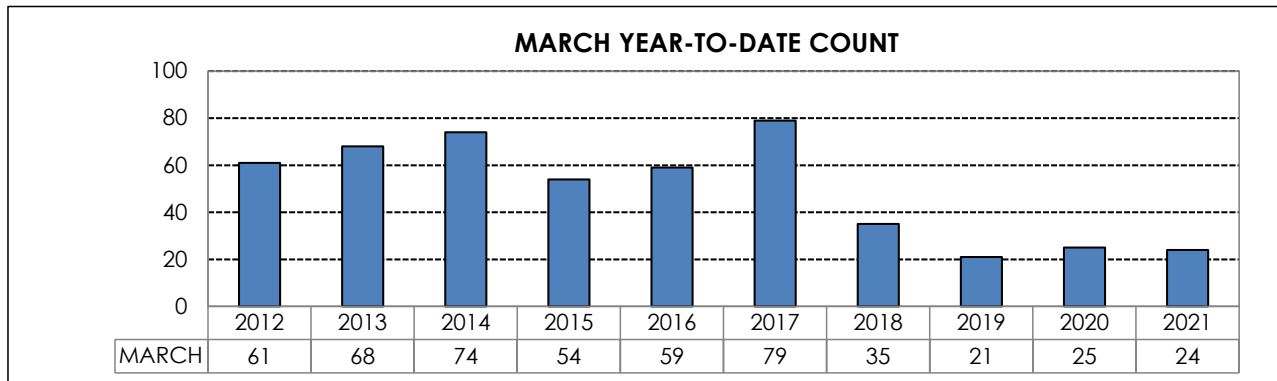


RESIDENTIAL SINGLE FAMILY NEW CONSTRUCTION MONTH END REPORT MARCH 2021

Month	2012	2013	2014	2015	2016	2017	2018	2019	2020	2021
1 January	19	15	22	12	15	9	8	9	9	7
2 February	15	26	21	19	26	15	8	8	4	8
3 March	27	27	31	23	18	55	19	4	12	9
4 April	26	26	36	27	23	20	17	6	8	
5 May	23	19	17	15	9	11	20	4	5	
6 June	24	19	12	11	31	5	7	5	22	
7 July	15	27	23	20	16	9	14	11	11	
8 August	15	18	19	33	15	12	6	6	35	
9 September	12	28	15	13	15	6	2	7	17	
10 October	21	15	19	23	12	7	3	21	7	
11 November	11	7	21	25	6	19	7	2	10	
12 December	16	11	34	7	3	9	6	3	7	
Totals	224	238	270	228	189	177	117	86	147	24
YTD	61	68	74	54	59	79	35	21	25	24



**CITY OF OWASSO
RESIDENTIAL LOT INVENTORY STATUS
March 31st, 2021**

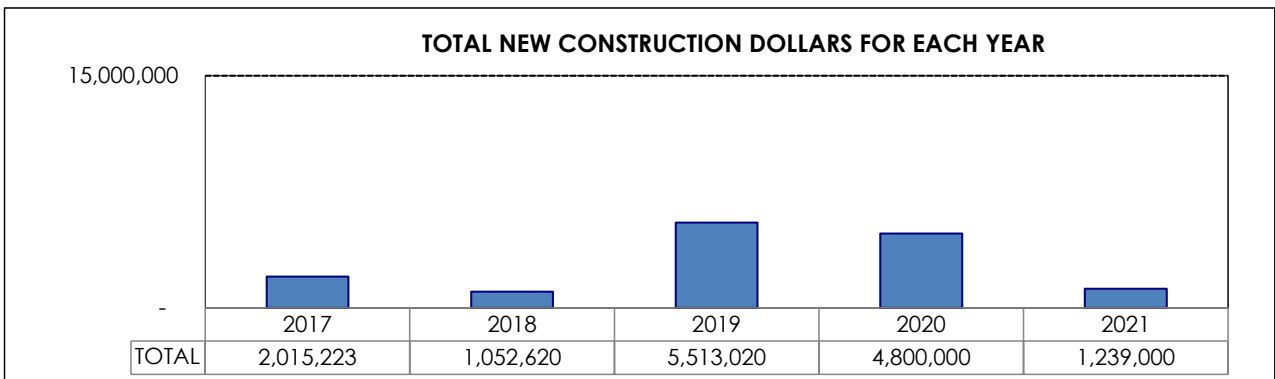
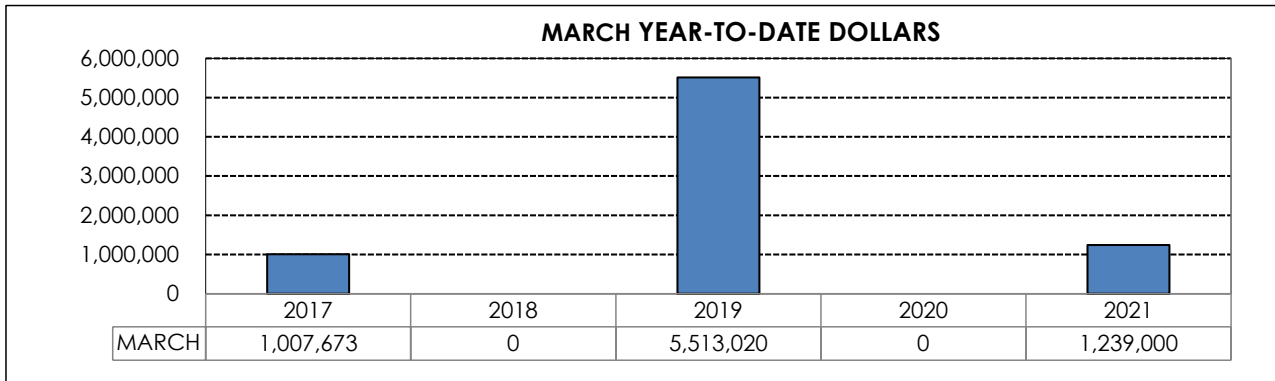
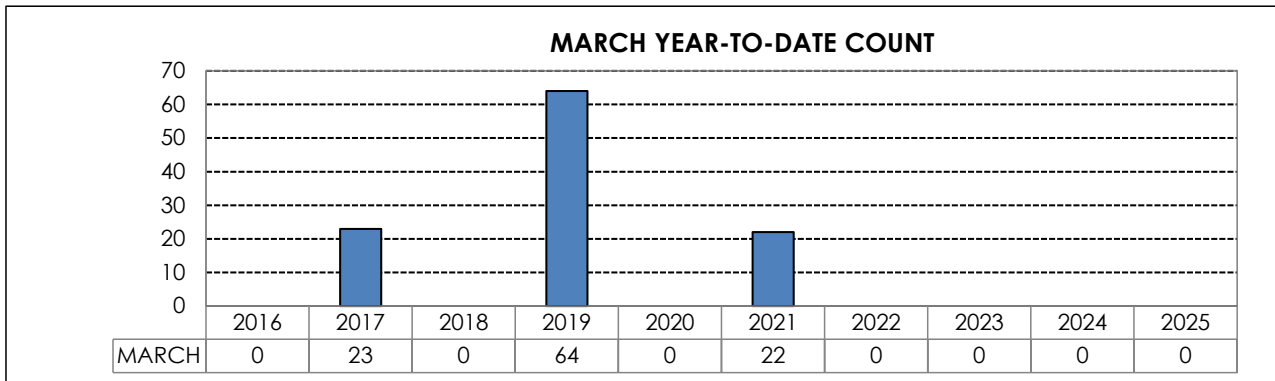
<u>SUBDIVISION</u>	<u># OF LOTS</u>	<u># DEVELOPED</u>	<u># AVAILABLE</u>
Abbott Farms Phase II (2/20)	50	0	50
Camelot Estates (4/07)	139	138	1
Carrington Pointe II (11/16)	93	82	11
Charleston Place (4/19)	17	4	13
Estates at Morrow Place (9/17)	98	60	38
Hawthorne at Stone Canyon (3/20)	56	6	50
Morrow Place Phase II (2/21)	79	0	79
Nottingham Hill (6/09)	58	22	36
Presley Hollow (3/21)	197	0	197
Stone Creek (9/20)	100	0	100
The Cottages at Mingo Crossing (3/19)	57	56	1
TOTALS	894	368	526

RESIDENTIAL MULTI-FAMILY NEW CONSTRUCTION MONTH END REPORT MARCH 2021

(Initial recording began May 2016)

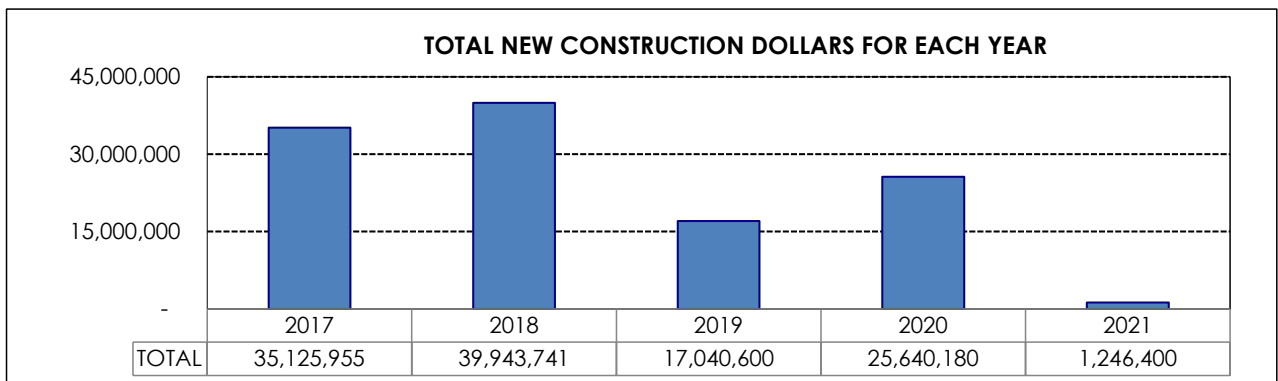
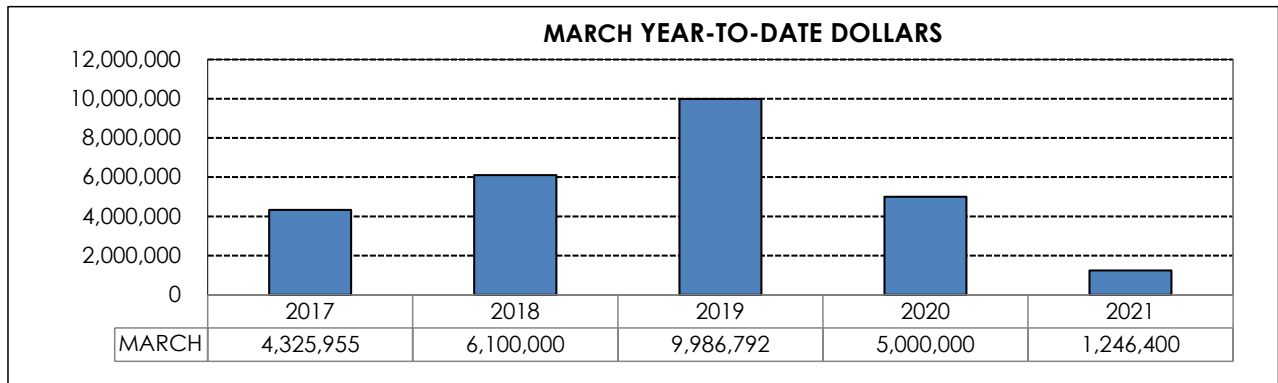
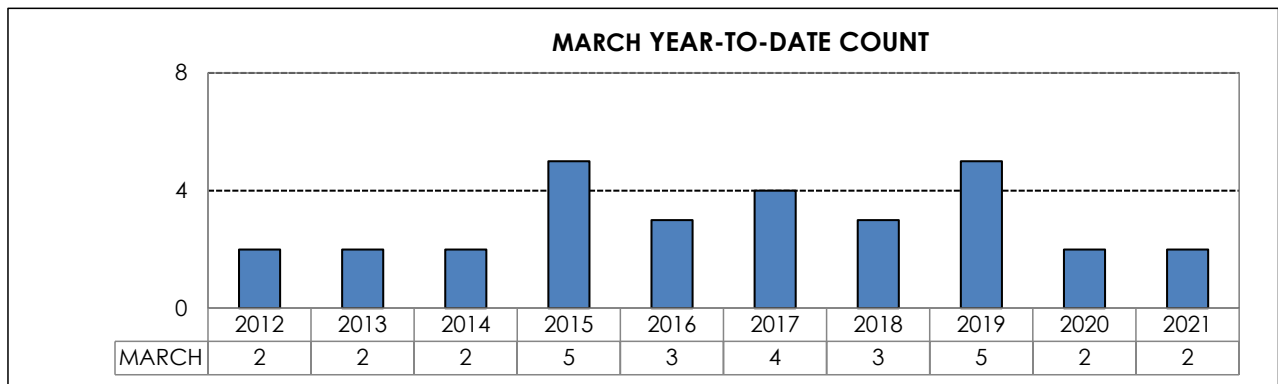
Month	2016	2017	2018	2019	2020	2021	2022	2023	2024	2025
1 January		4	0	0	0	0				
2 February		6	0	0	0	0				
3 March		*13	0	64	0	22				
4 April		0	4	0	0					
5 May	0	0	0	0	0					
6 June	0	0	0	0	0					
7 July	0	0	0	0	0					
8 August	0	0	0	0	0					
9 September	0	4	9	0	0					
10 October	0	0	0	0	0					
11 November	0	0	0	0	0					
12 December	0	*10	0	0	58					
Totals	0	37	13	64	58	22	0	0	0	0
YTD	0	23	0	64	0	22	0	0	0	0

*Units part of mixed use projects. Construction dollars counted towards new commercial.



COMMERCIAL NEW CONSTRUCTION MONTH END REPORT MARCH 2021

Month	2012	2013	2014	2015	2016	2017	2018	2019	2020	2021
1 January	1	1	1	1	2	2	0	0	1	1
2 February	1	1	0	2	1	0	0	3	0	0
3 March	0	0	1	2	0	2	3	2	1	1
4 April	0	4	0	2	0	0	0	0	0	
5 May	1	0	0	0	0	1	2	1	0	
6 June	2	1	2	3	2	0	1	1	2	
7 July	0	1	0	0	2	0	2	0	2	
8 August	2	0	0	0	2	2	1	2	0	
9 September	0	0	3	2	3	1	1	2	1	
10 October	0	4	0	1	2	0	0	0	1	
11 November	0	1	3	1	1	2	1	0	1	
12 December	0	1	2	0	0	0	0	0	0	
Totals	7	14	12	14	15	10	11	11	9	2
YTD	2	2	2	5	3	4	3	5	2	2



Certificate of Occupancy Monthly List

NAME	ADDRESS	DATE	COMPLETE
MARCH 2021			
European Wax Center~Owasso	9455 N Owasso Exp #D	3/23/2021	Yes
FEBRUARY 2021			
Jersey Mike's Subs	9045 N 121 E Ave #1000	2/16/2021	Yes
Waxing the City	9021 N 121 E Ave #300A	2/18/2021	Yes
JANUARY 2021			
The Extentionist Lash & Brow	12340 E 86 St N	1/26/2021	Yes
DECEMBER 2020			
A-J Tag Agency	11560 N 135 E Ave #104	12/2/2020	Yes
Dank Factory	11330 N Garnett Rd #K	12/7/2020	Yes
Don Julio Mexican Grill	11535 N Garnett Rd	12/8/2020	Yes
NOVEMBER 2020			
1632 Investments	11330 N Garnett Rd #J	11/6/2020	Yes
Mystery King at Urban Lash & Brow	11624 E 86 St N	11/9/2020	Yes
Scarlett Rose Boutique	8528 N 129 E Ave	11/12/2020	Yes
Enchantments & Oddities	8571B N Owasso Exp	11/16/2020	Yes
Walmart (Remodel)	12101 E 96 St N	11/16/2020	Yes
Kum & Go	502 E 2 Ave	11/17/2020	Yes
Sparkle Squad Cleaning Services	11330 N Garnett Rd #C	11/17/2020	Yes
Sign It	7812 N Owasso Exp	11/17/2020	Yes
Skunk Grow Supply	8751B N 117 E Ave	11/17/2020	Yes
Walmart (Remodel)	11551 N 129 E Ave	11/24/2020	Yes
Auto Armor	403 W 2 Ave	11/30/2020	Yes
OCTOBER 2020			
Barre & Company	12804 E 86 St N	10/6/2020	Yes
GB Auto Service "Tate Boys"	11901 E 96 St N	10/12/2020	Yes
Secure Dentures & Implants	11422 N 134 E Ave Bld.A#2	10/30/2020	Yes
SEPTEMBER 2020			
Not Your Grandma's Cupcakes	9025 N 121 E Ave	9/14/2020	Yes
Baskin Robbins	12808 E 86 St N	9/17/2020	Yes
Area51 Labs	11215 N Garnett Rd #G	9/21/2020	Yes
AUGUST 2020			
Yourdollarbuys	200 E 5 Ave	8/13/2020	Yes
Target ~ Snack Bar Remodel	9010 N 121 E Ave	4/1/2020	Yes
Armstrong Bank	12401 E 86 St N	8/25/2020	Yes
JULY 2020			
OPS Smith Elem. Gym/Storm Shelter	12223 E 91 St N	7/1/2020	Yes
Centennial Park Apartments	14696 E 88 Pl N	7/9/2020	Yes
Big Daddy's Puff Palace	8571 N Owasso Exp #A	7/16/2020	Yes
Pet Supplies Plus	11422 N 134 E Ave Bld.A #3	7/20/2020	Yes
Wing Stop	12916 E 86 St N	7/29/2020	Yes
Rust & Ruffles	12806 E 86 St N	7/30/2020	Yes

Certificate of Occupancy Monthly List

NAME	ADDRESS	DATE	COMPLETE
JUNE 2020			
Broadleaf Dispensary	8351 N Owasso Exp	6/11/2020	Yes
Green Country Chiropractic	11560 N 135 E Ave #101-A	6/19/2020	Yes
Owasso Computer Repair	12322 E 86 St N	6/25/2020	Yes
Owasso Nail Bar	9046 N 121 E Ave #300	6/25/2020	Yes
MAY 2020			
Green Jungle Grow Supply	9208 N Garnett Rd	5/6/2020	Yes
Wild Ivy	201 S Main St #180	5/28/2020	Yes
918 Barre Co.	11330 N Garnett Rd #C	5/31/2020	Yes
APRIL 2020			
Mingo Aerospace	11330 E 81 St N	4/2/2020	Yes
OPS ~ Science Classrooms/Gym	8800 N 129 E Ave	4/29/2020	Yes

PERMITS APPLIED FOR IN MARCH 2021

ADDRESS	BUILDER	ADD/ZONE	VALUE	A.S.F.	PERMIT#
11925 N 131 E Ave	Capital Homes	E@MP/RS3	\$ 154,550	2,810	21-0301-X
7703 E 81 PI N	Homeowner	CARPII/RS3	\$ 25,000	221	21-0302-P
10310 N 138 E Ave #103	Claude Neon	CCOP/OM	\$ 4,000	27	21-0303-S
8704 N 140 E Ct	Champion Window	BofSC/RS3	\$ 15,280	240	21-0304-X
11919 N 131 E Ave	Simmons Homes	E@MP/RS3	\$ 153,285	2,787	21-0305-X
11909 N 131 E Ave	Simmons Homes	E@MP/RS3	\$ 153,285	2,787	21-0306-X
13010 E 119 St N	Simmons Homes	E@MP/RS3	\$ 138,655	2,521	21-0307-X
13012 E 119 St N	Simmons Homes	E@MP/RS3	\$ 136,675	2,485	21-0308-X
11915 N 130 E Ave	Simmons Homes	E@MP/RS3	\$ 130,405	2,371	21-0309-X
13007 E 118 Ct N	Simmons Homes	E@MP/RS3	\$ 125,675	2,285	21-0310-X
13008 E 119 St N	Simmons Homes	E@MP/RS3	\$ 121,660	2,212	21-0311-X
10849 E 109 PI N	Tom Johnson	MC/RS3	\$ 30,000	1,350	21-0312-X
8231 N Owasso Exp	Morehead Construction	3LIP/IL	\$ 75,000	10,000	21-0313-C
7940 N 128 E Ave	W6	DOIII/RS3	\$ 24,300	2,285	21-0314-X
11917 N 130 E Ave	Simmons Homes	E@MP/RS3	\$ 121,660	2,212	21-0315-X
12905 E 96 St N	Arkansas Sign	WFA/CS	\$ 3,000	19	21-0316-S
204 E 5 Ave	Image Builders	Unplatted/IL	\$ 10,000	32	21-0317-S
600 S Main St	Crossland Heavy Const.	Unplatted/IL	\$ 626,400	3,132	21-0318-C
11412 N 134 E Ave, Bld B, #5	Robinson Construction	GGCCII/CS	\$ 50,000	1,350	21-0319-C
8231 N Owasso Exp	Claude Neon	3LIP/IL	\$ 15,021	130	21-0320-S
11760 E 86 St N	Markie Reaux Const.	3L/CS	\$ 900,000	4,089	21-0321-C
9860 N 119 E Ave, Bld 1, 2, & 3	Smalygo Properties	OMC/PUD	\$ 1,239,000	20,755	21-0322-X
9860 N 119 E Ave	Smalygo Properties	OMC/PUD	\$ 261,000	3,480	21-0323-X

9 Single Family	\$ 1,235,850	22,470 SqFt
1 Multi Family	\$ 1,239,000	20,755 SqFt
2 Residential Remodel	\$ 39,580	2,525 SqFt
2 Accessory	\$ 291,000	4,830 SqFt
1 New Commercial	\$ 626,400	3,132 SqFt
3 Commercial Remodel	\$ 1,025,000	15,439 SqFt
4 Signs	\$ 32,021	208 SqFt
1 Pool	\$ 25,000	221 SqFt
23 Total Building Permits	\$ 4,513,851	69,580 SqFt

NEW HOME PERMITS APPLIED FOR WITHIN OWASSO FENCELINE - MARCH 2021

ADDRESS	COUNTY	BUILDER	TYPE	VALUE
9005 N 186 E Ave	Rogers	Red Door Construction	New Home	\$475,000
14916 E 83 St N	Rogers	Vantage Pointe Homes	New Home	\$319,000
14921 E 82 St N	Rogers	Vantage Pointe Homes	New Home	\$319,000
16709 E 115 Rd N	Rogers	Simmons Homes	New Home	\$124,980
16629 E 115 St N	Rogers	Simmons Homes	New Home	\$102,300
17621 E 111 St N	Rogers	Ebenezer FM Const.	New Home	\$367,750
16349 E 76 St N	Rogers	James Baker	New Home	\$200,000

7 Single Family		\$1,908,030.00
0 Multi Family		
7 Total		\$1,908,030.00