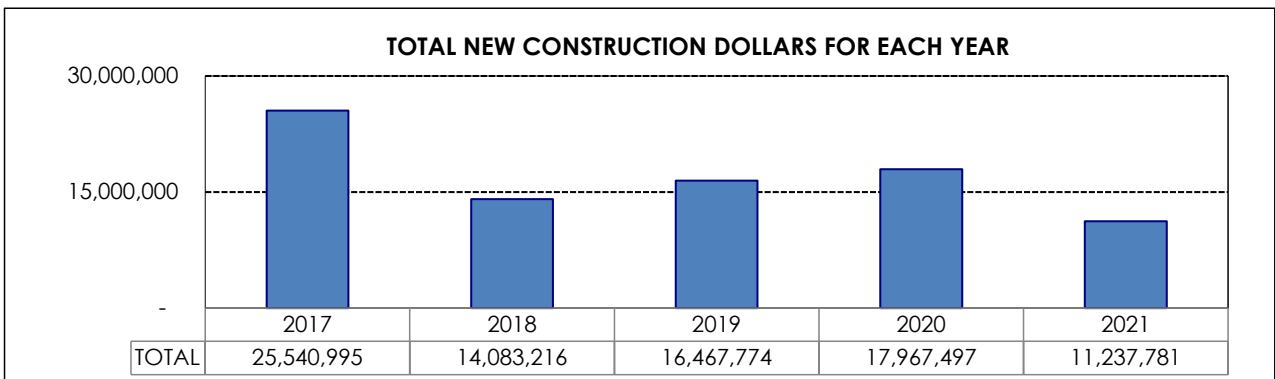
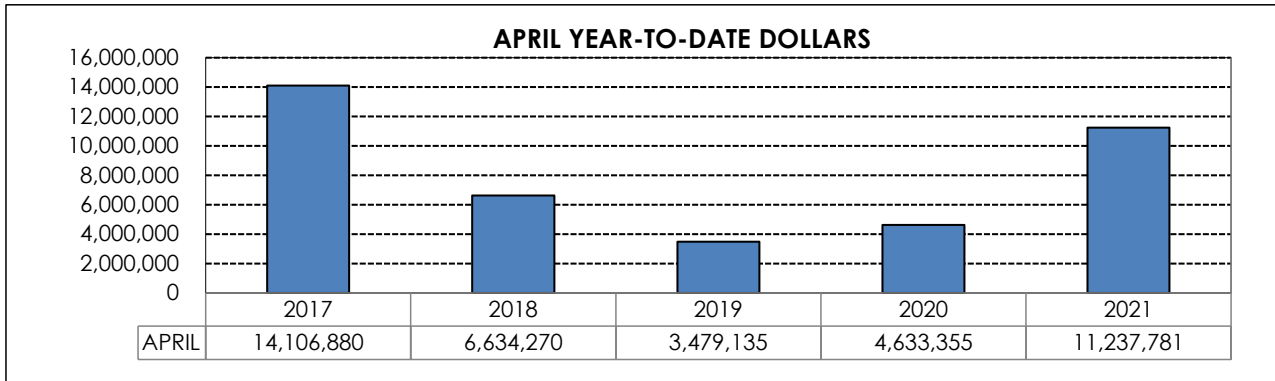
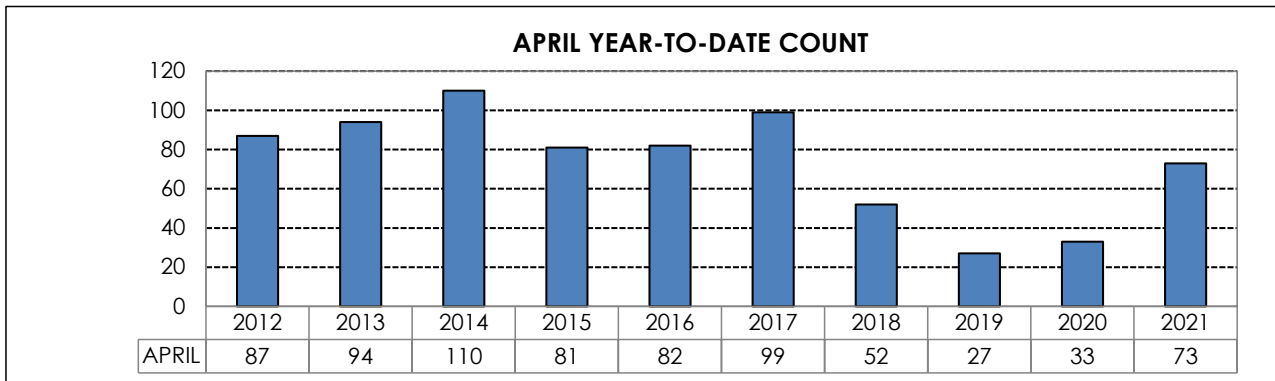


# RESIDENTIAL SINGLE FAMILY NEW CONSTRUCTION MONTH END REPORT APRIL 2021

Month	2012	2013	2014	2015	2016	2017	2018	2019	2020	2021
1 January	19	15	22	12	15	9	8	9	9	7
2 February	15	26	21	19	26	15	8	8	4	8
3 March	27	27	31	23	18	55	19	4	12	9
4 April	26	26	36	27	23	20	17	6	8	49
5 May	23	19	17	15	9	11	20	4	5	
6 June	24	19	12	11	31	5	7	5	22	
7 July	15	27	23	20	16	9	14	11	11	
8 August	15	18	19	33	15	12	6	6	35	
9 September	12	28	15	13	15	6	2	7	17	
10 October	21	15	19	23	12	7	3	21	7	
11 November	11	7	21	25	6	19	7	2	10	
12 December	16	11	34	7	3	9	6	3	7	
<b>Totals</b>	<b>224</b>	<b>238</b>	<b>270</b>	<b>228</b>	<b>189</b>	<b>177</b>	<b>117</b>	<b>86</b>	<b>147</b>	<b>73</b>
<b>YTD</b>	<b>87</b>	<b>94</b>	<b>110</b>	<b>81</b>	<b>82</b>	<b>99</b>	<b>52</b>	<b>27</b>	<b>33</b>	<b>73</b>



**CITY OF OWASSO**  
**RESIDENTIAL LOT INVENTORY STATUS**  
**April 30th, 2021**

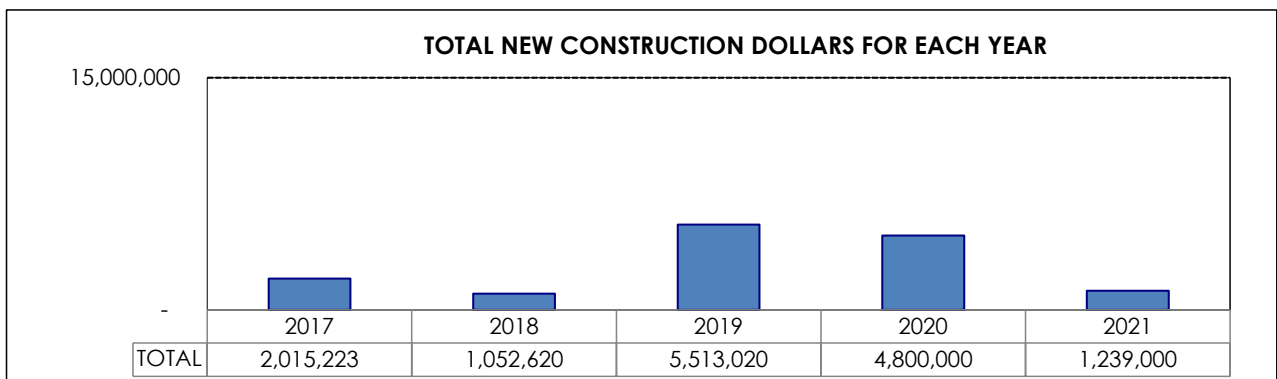
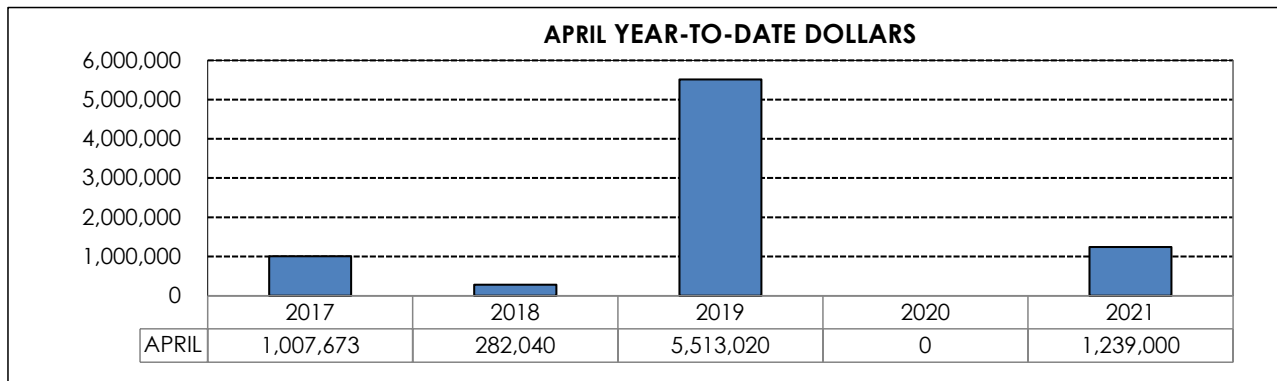
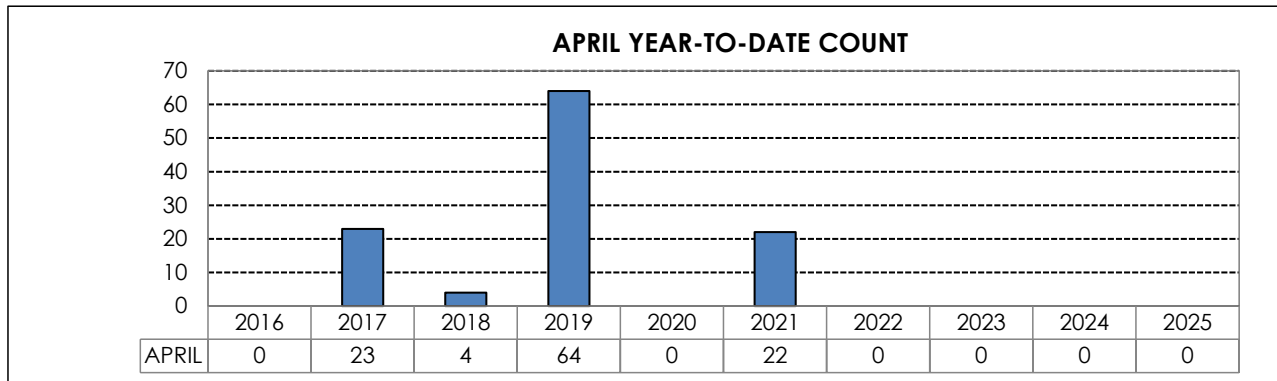
<b><u>SUBDIVISION</u></b>	<b><u># OF LOTS</u></b>	<b><u># DEVELOPED</u></b>	<b><u># AVAILABLE</u></b>
Abbott Farms Phase II (2/20)	50	0	50
Camelot Estates (4/07)	139	138	1
Carrington Pointe II (11/16)	93	82	11
Charleston Place (4/19)	17	4	13
Estates at Morrow Place (9/17)	98	66	32
Hawthorne at Stone Canyon (3/20)	56	8	48
Morrow Place Phase II (2/21)	79	0	79
Nottingham Hill (6/09)	58	23	35
Presley Hollow (3/21)	197	40	157
Stone Creek (9/20)	100	0	100
The Cottages at Mingo Crossing (3/19)	57	56	1
<b>TOTALS</b>	<b>894</b>	<b>417</b>	<b>477</b>

# RESIDENTIAL MULTI-FAMILY NEW CONSTRUCTION MONTH END REPORT APRIL 2021

(Initial recording began May 2016)

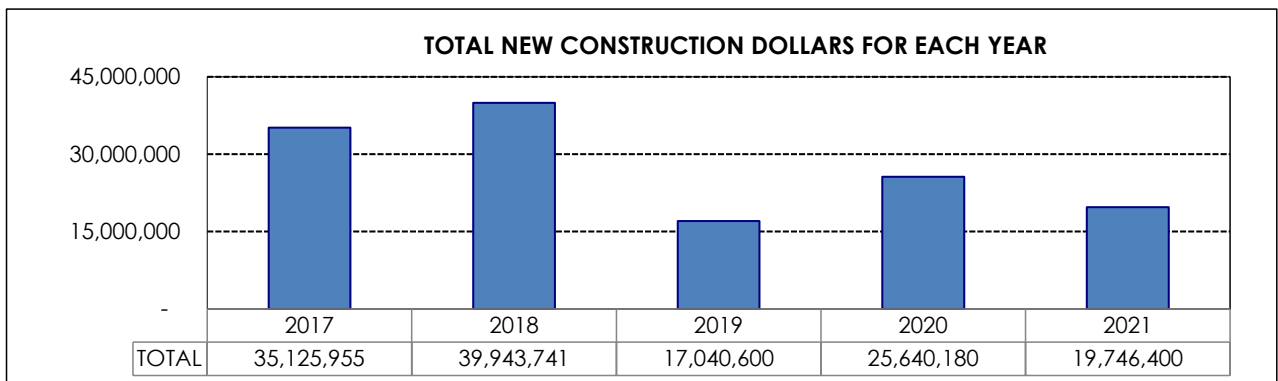
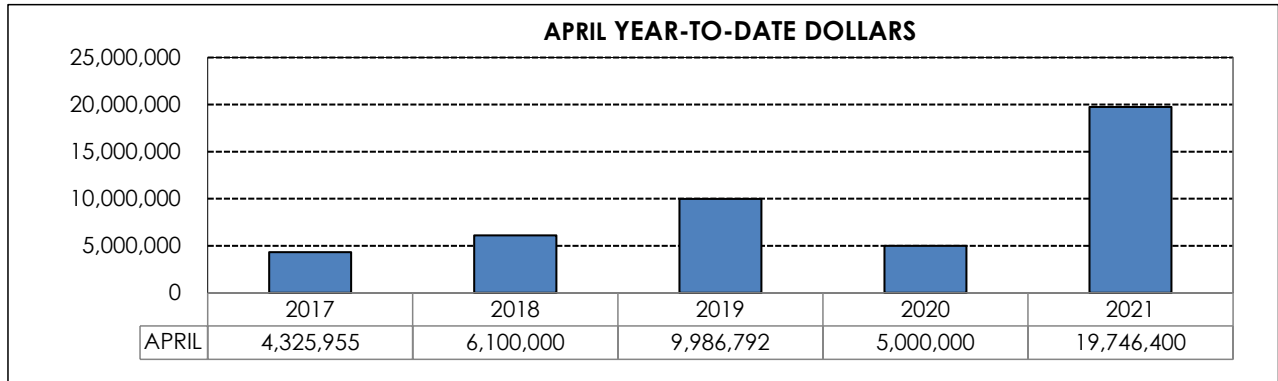
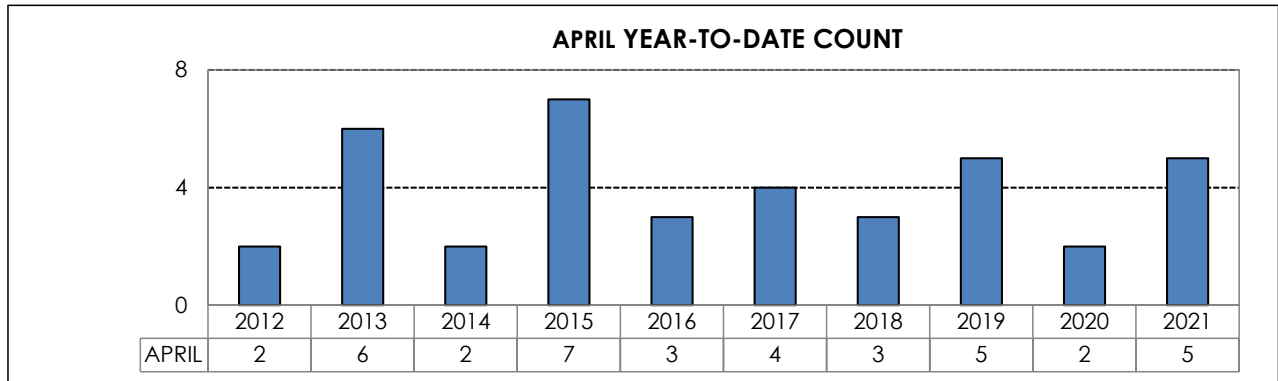
Month	2016	2017	2018	2019	2020	2021	2022	2023	2024	2025
1 January		4	0	0	0	0				
2 February		6	0	0	0	0				
3 March		*13	0	64	0	22				
4 April		0	4	0	0	0				
5 May	0	0	0	0	0					
6 June	0	0	0	0	0					
7 July	0	0	0	0	0					
8 August	0	0	0	0	0					
9 September	0	4	9	0	0					
10 October	0	0	0	0	0					
11 November	0	0	0	0	0					
12 December	0	*10	0	0	58					
<b>Totals</b>	<b>0</b>	<b>37</b>	<b>13</b>	<b>64</b>	<b>58</b>	<b>22</b>	<b>0</b>	<b>0</b>	<b>0</b>	<b>0</b>
<b>YTD</b>	<b>0</b>	<b>23</b>	<b>4</b>	<b>64</b>	<b>0</b>	<b>22</b>	<b>0</b>	<b>0</b>	<b>0</b>	<b>0</b>

\*Units part of mixed use projects. Construction dollars counted towards new commercial.



# COMMERCIAL NEW CONSTRUCTION MONTH END REPORT APRIL 2021

Month	2012	2013	2014	2015	2016	2017	2018	2019	2020	2021
1 January	1	1	1	1	2	2	0	0	1	1
2 February	1	1	0	2	1	0	0	3	0	0
3 March	0	0	1	2	0	2	3	2	1	1
4 April	0	4	0	2	0	0	0	0	0	3
5 May	1	0	0	0	0	1	2	1	0	
6 June	2	1	2	3	2	0	1	1	2	
7 July	0	1	0	0	2	0	2	0	2	
8 August	2	0	0	0	2	2	1	2	0	
9 September	0	0	3	2	3	1	1	2	1	
10 October	0	4	0	1	2	0	0	0	1	
11 November	0	1	3	1	1	2	1	0	1	
12 December	0	1	2	0	0	0	0	0	0	
<b>Totals</b>	<b>7</b>	<b>14</b>	<b>12</b>	<b>14</b>	<b>15</b>	<b>10</b>	<b>11</b>	<b>11</b>	<b>9</b>	<b>5</b>
<b>YTD</b>	<b>2</b>	<b>6</b>	<b>2</b>	<b>7</b>	<b>3</b>	<b>4</b>	<b>3</b>	<b>5</b>	<b>2</b>	<b>5</b>



# Certificate of Occupancy Monthly List

NAME	ADDRESS	DATE	COMPLETE
<b>APRIL 2021</b>			
Periwinkle Esthetics	7703 N Owasso Exp #3	4/8/2021	Yes
Slade Personal Training	7703 N Owasso Exp #7	4/8/2021	Yes
Tropical Smoothie	12906 E 96 St N	4/13/2021	Yes
Burn Boot Camp	11422 N 134 E Ave, Bld A #1	4/14/2021	Yes
Edward Jones	10310 N 138 E Ave #103	4/28/2021	Yes
<b>MARCH 2021</b>			
European Wax Center~Owasso	9455 N Owasso Exp #D	3/23/2021	Yes
Wilder Brothers	201 S Main St #160	3/30/2021	Yes
<b>FEBRUARY 2021</b>			
Jersey Mike's Subs	9045 N 121 E Ave #1000	2/16/2021	Yes
Waxing the City	9021 N 121 E Ave #300A	2/18/2021	Yes
<b>JANUARY 2021</b>			
The Extentionist Lash & Brow	12340 E 86 St N	1/26/2021	Yes
<b>DECEMBER 2020</b>			
A-J Tag Agency	11560 N 135 E Ave #104	12/2/2020	Yes
Dank Factory	11330 N Garnett Rd #K	12/7/2020	Yes
Don Julio Mexican Grill	11535 N Garnett Rd	12/8/2020	Yes
<b>NOVEMBER 2020</b>			
1632 Investments	11330 N Garnett Rd #J	11/6/2020	Yes
Mystery King at Urban Lash & Brow	11624 E 86 St N	11/9/2020	Yes
Scarlett Rose Boutique	8528 N 129 E Ave	11/12/2020	Yes
Enchantments & Oddities	8571B N Owasso Exp	11/16/2020	Yes
Walmart (Remodel)	12101 E 96 St N	11/16/2020	Yes
Kum & Go	502 E 2 Ave	11/17/2020	Yes
Sparkle Squad Cleaning Services	11330 N Garnett Rd #C	11/17/2020	Yes
Sign It	7812 N Owasso Exp	11/17/2020	Yes
Skunk Grow Supply	8751B N 117 E Ave	11/17/2020	Yes
Walmart (Remodel)	11551 N 129 E Ave	11/24/2020	Yes
Auto Armor	403 W 2 Ave	11/30/2020	Yes
<b>OCTOBER 2020</b>			
Barre & Company	12804 E 86 St N	10/6/2020	Yes
GB Auto Service "Tate Boys"	11901 E 96 St N	10/12/2020	Yes
Secure Dentures & Implants	11422 N 134 E Ave Bld.A#2	10/30/2020	Yes
<b>SEPTEMBER 2020</b>			
Not Your Grandma's Cupcakes	9025 N 121 E Ave	9/14/2020	Yes
Baskin Robbins	12808 E 86 St N	9/17/2020	Yes
Area51 Labs	11215 N Garnett Rd #G	9/21/2020	Yes
<b>AUGUST 2020</b>			
Yourdollarbuys	200 E 5 Ave	8/13/2020	Yes
Target ~ Snack Bar Remodel	9010 N 121 E Ave	4/1/2020	Yes
Armstrong Bank	12401 E 86 St N	8/25/2020	Yes

# Certificate of Occupancy Monthly List

<b>NAME</b>	<b>ADDRESS</b>	<b>DATE</b>	<b>COMPLETE</b>
<b>JULY 2020</b>			
OPS Smith Elem. Gym/Storm Shelter	12223 E 91 St N	7/1/2020	Yes
Centennial Park Apartments	14696 E 88 Pl N	7/9/2020	Yes
Big Daddy's Puff Palace	8571 N Owasso Exp #A	7/16/2020	Yes
Pet Supplies Plus	11422 N 134 E Ave Bld.A #3	7/20/2020	Yes
Wing Stop	12916 E 86 St N	7/29/2020	Yes
Rust & Ruffles	12806 E 86 St N	7/30/2020	Yes
<b>JUNE 2020</b>			
Broadleaf Dispensary	8351 N Owasso Exp	6/11/2020	Yes
Green Country Chiropractic	11560 N 135 E Ave #101-A	6/19/2020	Yes
Owasso Computer Repair	12322 E 86 St N	6/25/2020	Yes
Owasso Nail Bar	9046 N 121 E Ave #300	6/25/2020	Yes
<b>MAY 2020</b>			
Green Jungle Grow Supply	9208 N Garnett Rd	5/6/2020	Yes
Wild Ivy	201 S Main St #180	5/28/2020	Yes
918 Barre Co.	11330 N Garnett Rd #C	5/31/2020	Yes

## PERMITS APPLIED FOR IN APRIL 2021

ADDRESS	BUILDER	ADD/ZONE	VALUE	A.S.F.	PERMIT#
13010 E 118 Ct N	Capital Homes	E@MP/RS3	\$ 145,475	2,645	21-0401-X
10004 E 97 Pl N	Champion Windows	HC@BR/RS3	\$ 16,000	196	21-0402-X
12150 E 96 St N #108	OK Com. Construction	RCB-C/CS	\$ 90,000	32,882	21-0403-C
13012 E 119 Pl N	Simmons Homes	E@MP/RS3	\$ 133,815	2,433	21-0404-X
12939 E 116 St N	Mackie Reaux Const.	MUC/CS	\$ 900,000	3,840	21-0405-C
11610 N 137 E Ave	Cowen Construction	LL/CS	\$ 17,000,000	48,600	21-0406-C
14421 E 94 St N	Executive Homes	NH/RS3	\$ 192,225	3,495	21-0407-X
8001 N 146 E Ave	Executive Homes	PH/RS3	\$ 135,795	2,469	21-0408-X
7917 N 146 E Ave	Executive Homes	PH/RS3	\$ 128,975	2,345	21-0409-X
14505 E 80 St N	Executive Homes	PH/RS3	\$ 135,795	2,469	21-0410-X
7921 N 145 E Ct	Executive Homes	PH/RS3	\$ 139,150	2,530	21-0411-X
7910 N 145 E Ct	Executive Homes	PH/RS3	\$ 139,920	2,544	21-0412-X
7916 N 146 E Ave	Executive Homes	PH/RS3	\$ 131,340	2,388	21-0413-X
7908 N 145 E Ct	Executive Homes	PH/RS3	\$ 123,750	2,250	21-0414-X
7906 N 145 E Ct	Executive Homes	PH/RS3	\$ 139,920	2,544	21-0415-X
7909 N 146 E Ave	Executive Homes	PH/RS3	\$ 145,860	2,652	21-0416-X
7920 N 146 E Ave	Executive Homes	PH/RS3	\$ 122,870	2,234	21-0417-X
14511 E 80 Ct N	Executive Homes	PH/RS3	\$ 146,355	2,661	21-0418-X
7914 N 146 E Ave	Executive Homes	PH/RS3	\$ 123,640	2,248	21-0419-X
808 N Birch St	Home Owner	NH/RS3	\$ 50,000	2,397	21-0420-X
19102 E 72 Ct N	Epic Custom Homes	H@SC/RS3	\$ 266,475	4,845	21-0421-X
11907 N 131 E Ave	Simmons Homes	E@MP/RS3	\$ 153,285	2,787	21-0422-X
10408 E 93 Pl N	San Juan Pools	FIII/RS3	\$ 40,200	512	21-0423-P
7711 N 150 E Ct	Executive Homes	PH/RS3	\$ 150,353	2,737	21-0424-X
7817 N 149 E Ave	Executive Homes	PH/RS3	\$ 175,395	3,189	21-0425-X
8004 N 147 E Ave	Executive Homes	PH/RS3	\$ 147,950	2,690	21-0426-X
8002 N 147 E Ave	Executive Homes	PH/RS3	\$ 187,275	3,405	21-0427-X
7913 N 149 E Ave	Executive Homes	PH/RS3	\$ 180,070	3,274	21-0428-X
8005 N 147 E Ave	Executive Homes	PH/RS3	\$ 180,070	3,274	21-0429-X
8011 N 147 E Ave	Executive Homes	PH/RS3	\$ 146,245	2,659	21-0430-X
7901 N 149 E Ave	Executive Homes	PH/RS3	\$ 171,765	3,123	21-0431-X
14801 E 77 St N	Executive Homes	PH/RS3	\$ 188,815	3,433	21-0432-X
14708 E 77 St N	Executive Homes	PH/RS3	\$ 146,190	2,658	21-0433-X
7909 N 149 E Ave	Executive Homes	PH/RS3	\$ 182,325	3,315	21-0434-X
14708 E 77 Pl N	Executive Homes	PH/RS3	\$ 191,125	3,475	21-0435-X
14807 E 77 Pl N	Executive Homes	PH/RS3	\$ 182,325	3,315	21-0436-X
14904 E 77 Pl N	Executive Homes	PH/RS3	\$ 146,245	2,659	21-0437-X
14805 E 77 Pl N	Executive Homes	PH/RS3	\$ 182,325	3,315	21-0438-X
7907 N 149 E Ave	Executive Homes	PH/RS3	\$ 171,050	3,110	21-0439-X
7918 N 147 E Ave	Executive Homes	PH/RS3	\$ 185,295	3,369	21-0440-X
8001 N 147 E Ave	Executive Homes	PH/RS3	\$ 181,445	3,299	21-0441-X
7727 N 147 E Ave	Executive Homes	PH/RS3	\$ 180,070	3,274	21-0442-X
7707 N 150 E Ct	Executive Homes	PH/RS3	\$ 150,353	2,737	21-0443-X

## PERMITS APPLIED FOR IN APRIL 2021

11815 N 131 E Ave	Simmons Homes	E@MP/RS3	\$ 133,815	2,433	21-0444-X
11760 E 86 St N	Mackie Reaux Const.	3LSC/CS	\$ 50,000	358	21-0445-S
8430 N 77 E Ave	Home Owner	CARPI/RS3	\$ 9,000	210	21-0446-X
13001 E 119 St N	Simmons Homes	E@MP/RS3	\$ 133,815	2,433	21-0447-X
14709 E 77 St N	Executive Homes	PH/RS3	\$ 172,150	3,130	21-0448-X
14802 E 77 St N	Executive Homes	PH/RS3	\$ 171,765	3,123	21-0449-X
9512 N 137 E Ct	Wayne Construction	NEIV/RS3	\$ 20,000	320	21-0450-X
11412 N 134 E Ave #D	GSS Sign & Design	GCCCCII/CS	\$ 6,500	71	21-0451-S
9046 N 121 E Ave #400	Encinos 3D Custom S	C@O/CS	\$ 8,000	30	21-0452-S
7207 N Hawthorne Ln	Hensley Custom Homes	H@SC/RS3	\$ 188,815	3,433	21-0453-X
12805 E 101 Pl N	Top Rock Homes	OMP/OM	\$ 600,000	4,067	21-0454-C
7713 N 150 E Ct	Executive Homes	PH/RS3	\$ 187,275	3,405	21-0455-X
13003 E 118 Ct N	Capital Homes	E@MP/RS3	\$ 138,105	2,511	21-0456-X
8231 N Owasso Exp	Claude Neon Signs	3LIP/IL	\$ 7,000	70	21-0457-S
202 E 2 Ave	Claude Neon Signs	OT/OM	\$ 5,000	60	21-0458-S
7914 N 147 E Ave	Executive Homes	PH/RS3	\$ 150,000	3,737	21-0459-X
14810 E 77 Pl N	Executive Homes	PH/RS3	\$ 146,190	2,658	21-0460-X
14508 E 79 St N	Executive Homes	PH/RS3	\$ 135,795	2,469	21-0461-X
7791 N 147 E Ave	Executive Homes	PH/RS3	\$ 180,235	3,277	21-0462-X
7918 N 146 E Ave	Executive Homes	PH/RS3	\$ 143,165	2,603	21-0463-X

<b>49 Single Family</b>	<b>\$ 7,812,456</b>	<b>143,061 SqFt</b>
<b>3 Residential Remodel</b>	<b>\$ 75,000</b>	<b>2,803 SqFt</b>
<b>1 Accessory</b>	<b>\$ 20,000</b>	<b>320 SqFt</b>
<b>3 New Commercial</b>	<b>\$ 18,500,000</b>	<b>56,507 SqFt</b>
<b>1 Commercial Remodel</b>	<b>\$ 90,000</b>	<b>32,882 SqFt</b>
<b>5 Signs</b>	<b>\$ 76,500</b>	<b>589 SqFt</b>
<b>1 Pool</b>	<b>\$ 40,200</b>	<b>512 SqFt</b>
<b>63 Total Building Permits</b>	<b>\$ 26,614,156</b>	<b>236,674 SqFt</b>



**NEW HOME PERMITS APPLIED FOR WITHIN OWASSO FENCELINE - APRIL 2021**

<b>ADDRESS</b>	<b>COUNTY</b>	<b>BUILDER</b>	<b>TYPE</b>	<b>VALUE</b>
8320 N 152 E Ave	Rogers	1st Choice Builders	New Home	\$334,000
8510 N 154 E Ave	Rogers	Denham Homes	New Home	\$200,000
8515 N 154 E Ave	Rogers	Denham Homes	New Home	\$200,000
8326 N 152 E Ave	Rogers	Denham Homes	New Home	\$200,000
10838 N 158 E Ave	Rogers	Ruhl Construction	New Home	\$330,000
8312 N 149 E Ave	Rogers	1st Choice Builders	New Home	\$342,000
16747 E 115 St N	Rogers	Simmons Homes	New Home	\$118,260
16555 E 115 St N	Rogers	Simmons Homes	New Home	\$181,500
6980 Greenbriar Dr	Rogers	John James Const. Co.	New Home	\$564,000

<b>9 Single Family</b>		<b>\$2,469,760.00</b>
<b>0 Multi Family</b>		
<b>9 Total</b>		<b>\$2,469,760.00</b>